

## Panduit Wireless Access Point Enclosures

Panduit provides a comprehensive line of wireless access point enclosures for indoor, industrial, and outdoor wireless LAN applications. The complete line of PanZone® Wireless Access Point Enclosures accommodates a full range of wireless access points from industry leading manufacturers, Cisco Systems, and Aruba.

PanZone® Wireless Enclosures provide an additional level of security for your wireless LAN by protecting wireless access points from tampering, vandalism, theft and harsh environments. In addition, Panduit's expertise in network infrastructure provides peace of mind that your wireless network will transition seamlessly onto your wired network.

**Select your wireless enclosure solution in four easy steps.**

**Step 1. Identify the environment where the wireless network will be deployed.**

Select either indoor or industrial/outdoor environments.

### Indoor Environments:

PanZone® Wireless Access Point Enclosures



Proceed to Step 2 on Page 2.

- Enclosures specifically designed for use with Cisco Aironet<sup>^</sup> and Aruba<sup>^^</sup> Wireless Access Points
- Lockable enclosure protects against tampering, vandalism, and theft
- Optional ceiling bracket kit allows WAP to be mounted in-ceiling for design flexibility for optimum wireless coverage. Choose 2' x 2' or frame style ceiling brackets

### Industrial/Outdoor Environments:

PanZone® NEMA 4X/IP66 Rated Wireless Access Point Enclosures



Proceed to Step 2 on Page 6.








- NEMA 4X and IP66 rating protects against corrosion, windblown dust and rain, splashing water and hose-directed water
- Universal design accommodates the most popular wireless access points
- Fiberglass construction and aluminum mounting plate allows quick and easy access point installation
- Includes pre-configured mounting template
- Provisions for padlocks to protect against tampering and theft
- Optional NEMA 4X rated fittings available in various sizes
- Optional NEMA 4X drain and vent kit
- Connectivity accessory kit (included) provides 2-position outlet box, Mini-Com® TX6™ PLUS Jack Module, TX6™ PLUS Patch Cord, silicone sealant and grounding cable; shielded connectivity accessory kit also available

<sup>^</sup>Cisco and Aironet are registered trademarks of Cisco Technology, Inc.

<sup>^^</sup>Aruba is a registered trademark of Aruba Networks, Inc.










# PanZone® Wireless Access Point Enclosures

Step 2. Identify wireless access point and select corresponding PanZone® Wireless Access Point Enclosure part number.

Wireless Access Point Manufacturer	Wireless Access Point	Wireless Access Point Manufacturer P/N	Panduit Enclosure P/N**	Panduit Enclosure	Ceiling Bracket Options (See Step #3)	
					2' x 2' P/N	Frame Style P/N
Cisco Aironet <sup>^</sup> 1250 Series		AIR-AP1252AG-x-K9	PZWIFIEN		PZW2X2DCB	PZWIFIDCB
		AIR-LAP1252AG-x-K9				
		AIR-AP1252G-x-K9				
		AIR-LAP1252G-x-K9				
Cisco Aironet <sup>^</sup> 1230 and 1240 Series		AIR-AP1242AG-x-K9	PZWIFIED		PZW2X2DCB	PZWIFIDCB
		AIR-LAP1242AG-x-K9	PZWIFIED		PZW2X2DCB	PZWIFIDCB
		AIR-AP1231G-x-K9 with AIR-RM22A-x-K9	PZWIFIED		PZW2X2DCB	PZWIFIDCB
		AIR-LAP1231G-x-K9 with AIR-RM22A-x-K9	PZWIFIED		PZW2X2DCB	PZWIFIDCB
		AIR-AP1232AG-x-K9	PZWIFIED		PZW2X2DCB	PZWIFIDCB
		AIR-LAP1232AG-x-K9	PZWIFIED		PZW2X2DCB	PZWIFIDCB
Cisco Aironet <sup>^</sup> 1130 Series		AIR-AP1131AG-x-K9	PZWIFIEW		PZW2X2CB	PZWIFICB
		AIR-LAP1131AG-x-K9	PZWIFIEW		PZW2X2CB	PZWIFICB

<sup>^</sup>Cisco and Aironet are registered trademarks of Cisco Technology, Inc.

# PanZone® Wireless Access Point Enclosures

Wireless Access Point Manufacturer	Wireless Access Point	Wireless Access Point Manufacturer P/N	PANDUIT Enclosure P/N**	PANDUIT Enclosure	2' x 2' P/N	Frame Style P/N
Cisco Aironet <sup>^</sup> 1600, 2600, 3500, and 3600		AIR-CAP1602I-x-K9 AIR-SAP1602I-x-K9 AIR-CAP1602E-x-K9 AIR-SAP1602E-x-K9 AIR-CAP3501E-x-K9 AIR-CAP3502E-x-K9 AIR-CAP2602E-x-K9 AIR-SAP2602E-x-K9 AIR-CAP3602I-x-K9 AIR-SAP3602I-x-K9 AIR-CAP3602E-x-K9 AIR-SAP-3602E-x-K9	PZWC35I		N/A	N/A
			PZWC35		PZW2X2DCB	PZWIFIDCB
Cisco Aironet <sup>^</sup> 1260, and 3500E		AIR-CAP3502E-x-K9 AIR-CAP3501E-x-K9 AIR-LAP1262N-x-K9 AIR-LAP1261N-x-K9	PWC35E		PZW2X2DCB	PZWIFIDCB
Aruba AP <sup>^^</sup> 92, 93, 104, 105, 124, 125		AP92 AP93 AP104 AP105 AP124 AP125	PZWA125		PZW2X2CB	PZWIFICB
Aruba AP <sup>^^</sup> 134, 135		AP134 AP135	PZWA135		PZW2X2CB	PZWIFICB

<sup>^</sup>Cisco and Aironet are registered trademarks of Cisco Technology, Inc.

<sup>^^</sup>Aruba is a registered trademark of Aruba Networks, Inc.

# Indoor Environments


## Step 3. Select the wireless enclosure mounting option.

### See Ceiling Bracket Options in Step 2 for Panduit part numbers.

All enclosures can be wall mounted as well as ceiling mounted with the addition of an optional ceiling bracket kit.




Wall Mount



Frame-Style Ceiling Bracket



Wall Mount

















2' x 2' Ceiling Bracket

## Step 4. Select the wireless access point antenna configuration mounting option.

PanZone® Wireless Access Point Enclosures provide multiple antenna mounting configurations for added design flexibility and optimum wireless performance. Antennas can be mounted directly to the access point and protrude through the enclosure or attached directly to the outside of the enclosure.

Panduit Wireless Enclosure Part Number	Wireless Access Point Manufacturer and Model Number	Wall Mount Application:		Ceiling Mount Application:	
		Antennas Internally Mounted	Antennas Externally Mounted	Antennas Internally Mounted	Antennas Externally Mounted
PZWIFIEN	Cisco Aironet^ 1250 Series				
PZWIFIED	Cisco Aironet^ 1230 and 1240 Series				
PZWIFIEW	Cisco Aironet^ 1130 Series		Not applicable; Only accepts internal mount antennas		Not applicable; Only accepts internal mount antennas

^Cisco and Aironet are registered trademarks of Cisco Technology, Inc.

Panduit Wireless Enclosure Part Number	Wireless Access Point Manufacturer and Model Number	Wall Mount Application:		Ceiling Mount Application:	
		Antennas Internally Mounted	Antennas Externally Mounted	Antennas Internally Mounted	Antennas Externally Mounted
PZWC35	Cisco Aironet <sup>^</sup> 1260, 1600, 2600, 3500, and 3600		Not applicable; connectors are outside, cannot run cable back into enclosure		
PZWC35I		Not applicable; only installs as a replacement for a 2 x 2 ceiling tile	Not applicable; only installs as a replacement for a 2 x 2 ceiling tile		
PZWC35E	Cisco Aironet <sup>^</sup> 1260, and 3500E				Not applicable
PZWA125	Aruba AP <sup>^^</sup> 92, 93, 104, 105, 124, 125	Use with PZWWB bracket 			Antennas need to be mounted remote/externally to enclosure (Models 92, 104, 124)
PZWA135	Aruba AP <sup>^^</sup> 134, 135	Use with PZWWB bracket 			Antennas need to be mounted remote/externally to enclosure (Model 134)

<sup>^</sup>Cisco and Aironet are registered trademarks of Cisco Technology, Inc.

<sup>^^</sup>Aruba is a registered trademark of Aruba Networks, Inc.

# PanZone® NEMA 4X/IP66 Rated Wireless Access Point Enclosures

## Industrial/Outdoor Environments

**Step 2. Select the industrial/outdoor wireless enclosure by identifying how you intend to power the access point.**  
Select either Power over Ethernet or traditional AC power method.

### Power over Ethernet



PZNWE12\*

### Traditional AC Power

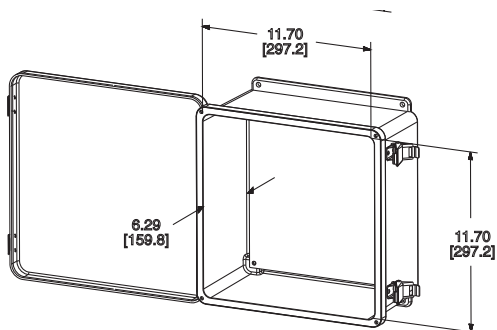


PZNWE14\*

\*For shielded versions of PanZone® Wireless Access Point Enclosures, add suffix "S" to part number.

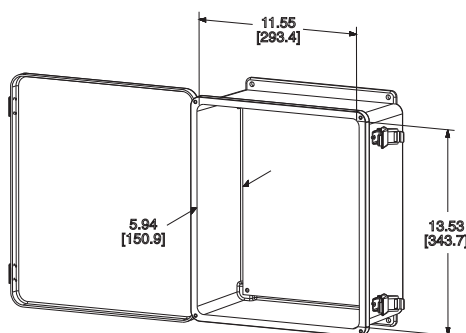
**Step 3. Verify dimensions of wireless access point, electrical junction box, and other wireless components will fit within selected industrial/outdoor wireless enclosure.**

### Internal Dimensions



PZNWE12\*

### Internal Dimensions



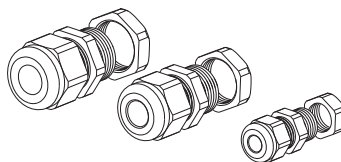
PZNWE14\*

\*For shielded versions of PanZone® Wireless Access Point Enclosures, add suffix "S" to part number.

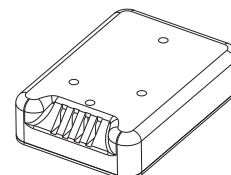
**Step 4. Select any additional wireless accessories for installing the wireless access point in an industrial or outdoor environment.**

Identify the correct size and quantity of fittings required to install the wireless access points.  
Consult factory for heating or cooling requirements.

Panduit Part Number	Ideal for Cable Diameters between
PZNF1	.115" to .250" (2.82mm to 6.35mm)
PZNF2	.230" to .395" (5.84mm to 10.03mm)
PZNF3	.170" to .450" (4.32mm to 11.43mm)



NEMA 4X Fittings  
PZNF3, PZNF2, PZNF1



Drain and Vent Kit  
PZNDVK

Dimensions are in inches [Dimensions in brackets are metric]

### WORLDWIDE SUBSIDIARIES AND SALES OFFICES

PANDUIT CANADA  
Markham, Ontario  
cs-cdn@panduit.com  
Phone: 800.777.3300

PANDUIT EUROPE LTD.  
London, UK  
cs-emea@panduit.com  
Phone: 44.20.8601.7200

PANDUIT SINGAPORE PTE. LTD.  
Republic of Singapore  
cs-ap@panduit.com  
Phone: 65.6305.7575

PANDUIT JAPAN  
Tokyo, Japan  
cs-japan@panduit.com  
Phone: 81.3.6863.6000

PANDUIT LATIN AMERICA  
Guadalajara, Mexico  
cs-la@panduit.com  
Phone: 52.33.3777.6000

PANDUIT AUSTRALIA PTY. LTD.  
Victoria, Australia  
cs-aus@panduit.com  
Phone: 61.3.9794.9020

For a copy of Panduit product warranties, log on to [www.panduit.com/warranty](http://www.panduit.com/warranty)

For more information

Visit us at [www.panduit.com](http://www.panduit.com)

Contact Customer Service by email: [cs@panduit.com](mailto:cs@panduit.com)  
or by phone: 800.777.3300

©2013 Panduit Corp.  
ALL RIGHTS RESERVED.  
ZCSG02--WW-ENG  
Replaces WW-ZCSG01  
12/2013