

# PanView iQ™ (PViQ™) Panel Manager

# PANDUIT®

## SPECIFICATION SHEET

## specifications

The panel manager (PM) shall attach directly to the back of a PViQ™ Patch Panel (via a mounting bracket) to provide physical infrastructure management functionality to PViQ™ Patch Panels. Up to 50 PMs shall be able to be connected to one another via LAN connector ports. PM installations shall also require the installation of an included interface module to the front of PViQ™ Patch Panels for local configuration and user navigation.



## technical information

<b>Dimensions:</b>	1.12"H x 4.80"W x 4.13"D (28.32mm x 121.92mm x 105.01mm)
<b>Weight:</b>	0.65 lbs. (0.30 kg)
<b>Mounting:</b>	Attaches to a PViQ™ Patch Panel using mounting bracket
<b>Packaging:</b>	Includes mounting bracket, ethernet cord, interface unit, and installation instructions

## key features and benefits

<b>Patch panel management</b>	Provides manageability for each PViQ™ Patch Panel, offering full physical infrastructure management for network reliability, security, and lower total cost of ownership
<b>Zero rack space</b>	Eliminates need for additional rack space by attaching directly onto PViQ™ Patch Panels simplifying system design and lowering costs
<b>Smart upgrades</b>	Enables quick addition, removal, or replacement of modules to add management capabilities to the patch panels, simplifying field installations, upgrades, and maintenance while minimizing downtime
<b>Interface unit</b>	Snaps into the front of the PViQ™ Patch Panel to enable patch cord tracing and diagnostic navigation using multi-function push buttons and LED's, improving speed and accuracy of maintenance and troubleshooting
<b>Port provisioning</b>	Enables guided patching of PViQ™ interconnect patch cords to network equipment for local port mapping, reducing errors and minimizing time to complete moves, adds, and changes (MACs)

## applications

Panduit's PViQ™ System Hardware, which includes intelligent patch panels, modules, and cabling, seamlessly feeds information directly into the Physical Infrastructure Manager™ (PIM™) Software Platform to provide continuous real-time patch field monitoring and visibility of physical infrastructure connectivity for enhanced system reliability and security and capacity management.

PViQ™ Panel Managers and Expansion Modules install directly to PViQ™ Patch Panels to enable the PIM™ Software Platform to read connectivity information. The PViQ™ Panel

Managers enable port provisioning for local mapping of network equipment for more efficient moves, adds, and changes. PViQ™ Expansion Modules connect to and utilize the processing capabilities of the PViQ™ Panel Managers to extend intelligence to additional ports in a cost-effective manner.

Interface units that come packaged with the PViQ™ Panel Managers and Expansion Modules add further built-in functionality such as patch cord tracing and maintenance operations, without the need for additional control equipment.

^MTP is a registered trademark of US Conec Ltd.

### PanView iQ™ Intelligence Modules

<b>Panel manager (PM):</b>	PVQ-PM
<b>Expansion module (EM):</b>	PVQ-EM
NOTE: PM requires 12 volt power supply (not included).	

### PanView iQ™ Patch Panels

<b>Modular, intelligent, blank 24-port</b>	
<b>Flat unshielded:</b>	PVQ-MIQPU24
<b>Flat shielded:</b>	PVQ-MIQPS24
<b>Angled, unshielded:</b>	PVQ-MIQAPU24
<b>Angled, shielded:</b>	PVQ-MIQAPS24

### PanView iQ™ Fiber Trays

<b>Open fiber tray:</b>	PVQ-FMT
<b>MTP^ singlemode fiber tray:</b>	PVQ-FMTMTP-9
<b>OM3 MTP^ multimode fiber tray:</b>	PVQ-FMTMTP-ZX
<b>OM4 MTP^ multimode fiber tray:</b>	PVQ-FMTMTP-ZZ

### PanView iQ™ Power Supply

<b>12 volt power supply (North America):</b>	PVQ-PS12VDC-S
<b>(Europe):</b>	PVQ-PS12VDC-E
<b>(UK):</b>	PVQ-PS12VDC-U
<b>(Japan):</b>	PVQ-PS12VDC-J
<b>(China):</b>	PVQ-PS12VDC-C

### PIM™ Software Platform and Modules

<b>Base functionality module:</b>	PIM-BASE
<b>Connectivity management module:</b>	PIM-CONNECT*
<b>Maintenance, support and warranty agreement:</b>	PIM-CAMA
<b>Software and documentation:</b>	PIM-MEDIA

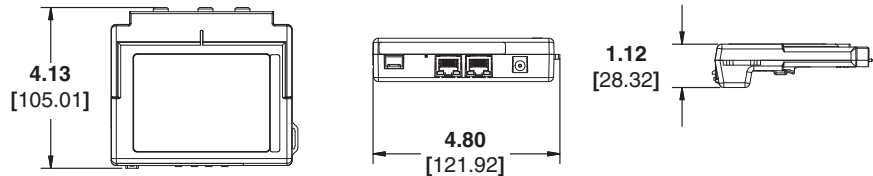
\*To order this module, add the appropriate letter to the end of the part number, based on the size of the installation: -S (<50 racks); -M (50-199 racks); -L (200-399 racks); -X (400+ racks). For example, the part number for the Connectivity Management Module for 250 racks is PIM-CONNECT-L.

# PanView iQ™ (PViQ™) Panel Manager

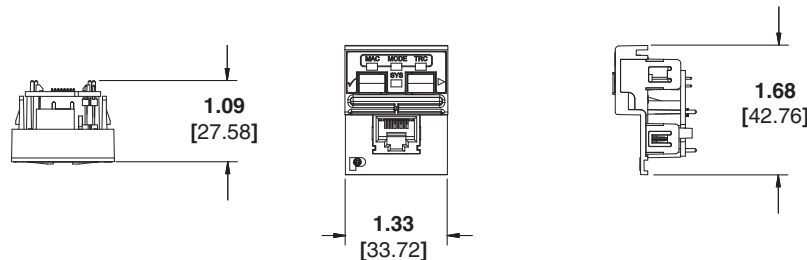
## PanView iQ™ Test Data

Environmental Testing	
Operating Temperature (ambient)	0°C to 45°C (32°F to 113°F)
Operating Humidity	Up to 90%, non-condensing
Storage Temperature	-40°C to 70°C (-40°F to 158°F)
Storage Humidity	Up to 90%, non-condensing
Operating Altitude	-1000' to 10,000' (-305M to 3,048M)
Regulatory Compliance	
Designed to meet all international requirements	USA, Canada, European Union (CE Mark), Japan, Australia/N.Z., Korea
Electromagnetic Compatibility	
Designed to meet all international requirements	USA, Canada, European Union (CE Mark), Japan, Australia/N.Z., Korea FCC Part 15 Subpart B Class A limit; ICES-003, Issue-003; VCCI; AS/NZS CISPR 22; EN 55022 Class A limit; EN 55024; KN22
Safety Approvals	
Designed to meet all international requirements	USA, Canada, European Union (CE Mark), Japan, Australia/N.Z., Korea IEC 60950-1:2001 CB Certificate, UL 60950-1; CAN/CSA c22.2 No. 60950-1; EN 60950-1; KCC Mark

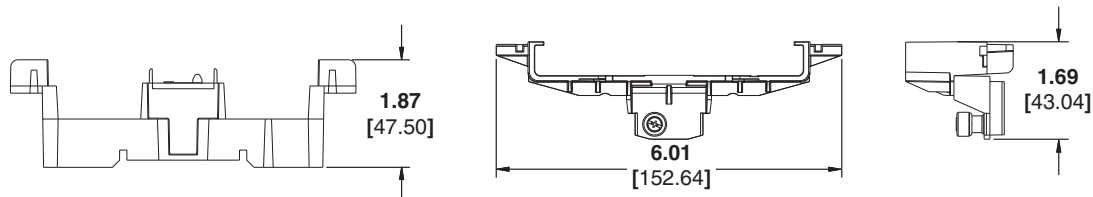
### Panel Manager Module



### Panel Manager Interface Unit



### Mounting Bracket



Dimensions are in inches [Dimensions in brackets are metric]

#### WORLDWIDE SUBSIDIARIES AND SALES OFFICES

PANDUIT CANADA  
Markham, Ontario  
cs-cdn@panduit.com  
Phone: 800.777.3300

PANDUIT EUROPE LTD.  
London, UK  
cs-emea@panduit.com  
Phone: 44.20.8601.7200

PANDUIT SINGAPORE PTE. LTD.  
Republic of Singapore  
cs-ap@panduit.com  
Phone: 65.6305.7575

PANDUIT JAPAN  
Tokyo, Japan  
cs-japan@panduit.com  
Phone: 81.3.6863.6000

PANDUIT LATIN AMERICA  
Guadalajara, Mexico  
cs-la@panduit.com  
Phone: 52.33.3777.6000

PANDUIT AUSTRALIA PTY. LTD.  
Victoria, Australia  
cs-aus@panduit.com  
Phone: 61.3.9794.9020

For a copy of Panduit product warranties, log on to [www.panduit.com/warranty](http://www.panduit.com/warranty)

For more information

Visit us at [www.panduit.com](http://www.panduit.com)

Contact Customer Service by email: [cs@panduit.com](mailto:cs@panduit.com)  
or by phone: 800.777.3300

**PANDUIT**®

©2012 Panduit Corp.  
ALL RIGHTS RESERVED.  
PVSP67--WW-ENG  
Replaces SA-PVSP36  
11/2012